

Technical Bulletin

Model
6 Cyl.

Group
9

Subject
Installing Digital Sound
Processing System (DSP)

Part Identifier
9161

Number
9504

ATTENTION: Service Manager / Service Technician

Models Affected: *911 Carrera and 911 Carrera 4 from Model Year 1995*

General Information: It may be possible to retrofit the above mentioned vehicles with the Digital Sound Processing (DSP) System. As a pre-requisite, however, the sound package **M490** (sound amplifier) must be installed as **standard equipment**.

Parts Information:

000 044 900 02	Retrofit kit for Coupe
000 044 900 03	Retrofit kit for Cabriolet consisting of:
993 645 201 00	Control panel
993 645 302 00	Control unit (Coupe)
993 645 304 00	Control unit (Cabriolet)

- Work Procedure:**
- 1 - Install control panel in the driver's door tray:
 - 1.1 - First, switch off the radio and remove fuse no. 38.
 - 1.2 - Dismantle the driver's side door tray. Cut out the central part of the cover and remove burrs from the edges (Figure 1).

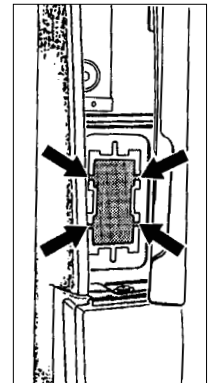


Figure 1

- 1.3 - Install DSP control panel and connect to existing wire harness in door (Figure 2).
 - 1.4 - Reinstall drivers door tray.

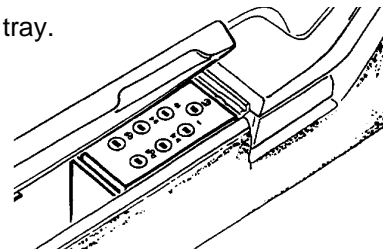


Figure 2



<h1>Technical Bulletin</h1>	Model 6 Cyl.	Group 9
Subject Installing Digital Sound Processing System (DSP)	Part Identifier 9161	Number 9504

Work Procedure Cont'd.

- 2 - Installing DSP Control Unit (Figure 3).
- 2.1 - Remove the front passenger seat.
- 2.2 - Remove the existing amplifier and install the DSP amplifier.
- 2.3 - Reinstall the front passenger seat and reinsert fuse no.38.

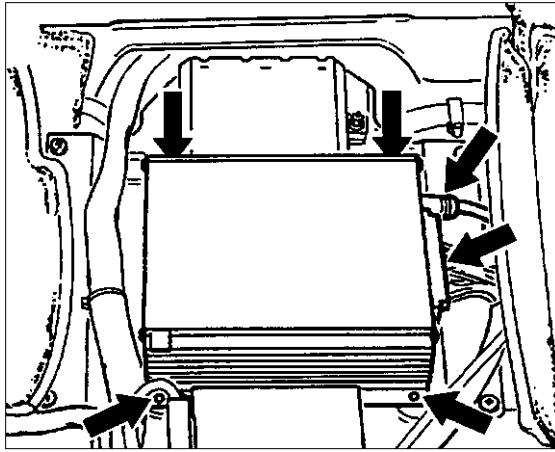


Figure 3

- 3 - Operational test.
- 4 - See Service Information Booklet part number WKD 498 621 pages 9-17 and 9-18 for description and operation.

Labor Operations:

91 61 23 00 90 TU Includes removing and reinstalling drivers door tray, DSP control panel and DSP control unit.

Important Notice: Porsche Cars N.A Technical Bulletins are intended for use by professional technicians, not a "Do-it-yourselfer." They are written to inform these technicians of conditions that may occur on some vehicles, or to provide information that could assist in the proper service of a vehicle. Special tools may be required to perform certain operations identified in these bulletins. Use of tools and procedures other than those recommended in these bulletins may be detrimental to the safe operation of your vehicle. Properly trained technicians have the equipment, tools, safety instructions and know-how to do a job properly and safely. If a condition is described, do not assume that the bulletin applies to your vehicle, or that your vehicle will have that condition. See your Porsche Dealer for information on whether your vehicle may benefit from the information. Part numbers listed in these bulletins are for reference only. Always check with your authorized Porsche dealer to verify correct part numbers. ©1995 Porsche Cars North America, Inc.

Dealership	Service manager _____	Shop foreman _____	Service technician _____	_____	_____	_____	_____
Distribution	Asst. manager _____	Warranty admin. _____	Service technician _____	_____	_____	_____	_____
Routing							

The trademarks Porsche®, Targa®, Carrera®, Tiptronic®, Variocam® and the Porsche Crest are registered trademarks of Dr. Ing. h.c.F. Porsche AG and its affiliate, Porsche Cars North America, Inc.